



Susan G. Komen for the Cure® Affiliate General Donation Facebook Fundraising Application

Add the free Komen Affiliate year-round fundraising application to your Facebook page to spread the word and help raise life saving donations! There are various ways you can install the application:

- Make a general donation to the Affiliate and click on the “Fundraise with Facebook” icon on the donation thank you page or the donation thank you autoresponder email.
- Access the Affiliate website, navigate to Get Involved > Social Media, and click on “Fundraise year-round for the Komen Affiliate with Facebook!”

The Facebook application will place a Komen badge on your Facebook profile page with a link directly to the Affiliate’s general donation form where your friends can make life saving donations. What a great way to show your support for your local Komen Affiliate!

Note: There is a separate Facebook application available for Race fundraising with Facebook. For more information on the Race application, access the Affiliate website, navigate to Get Involved > Social Media, and refer to the information under “Fundraise for the Komen Affiliate Race for the Cure with Facebook!”

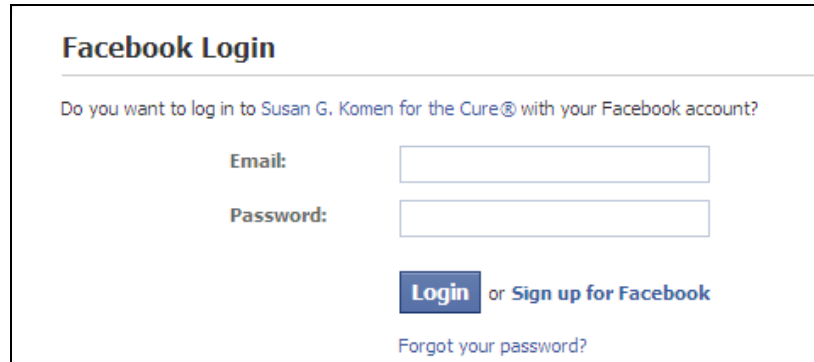
How to Install

1. If you made a general donation to the Affiliate, click the “Fundraise with Facebook” image on the donation thank you page or the donation thank you autoresponder email. You can also access this link without making a donation by going to the Affiliate website, navigating to Get Involved > Social Media, and clicking on the “Fundraise year-round for the Komen Affiliate with Facebook!” link.



When clicked, you will be taken through the following steps in Facebook.

2. Log into Facebook if you are not already.



Facebook Login

Do you want to log in to Susan G. Komen for the Cure® with your Facebook account?

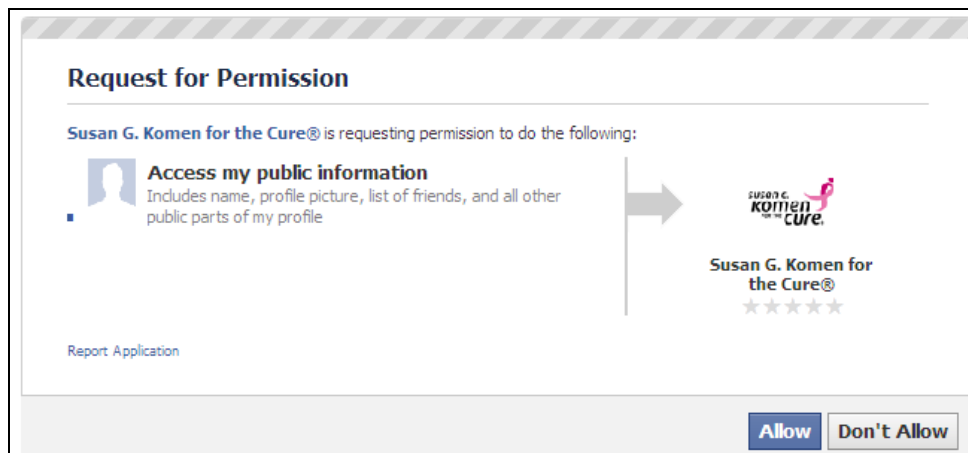
Email:

Password:

Login or [Sign up for Facebook](#)


[Forgot your password?](#)

3. Allow the Susan G. Komen for the Cure® application to access your Facebook information.




Request for Permission

Susan G. Komen for the Cure® is requesting permission to do the following:

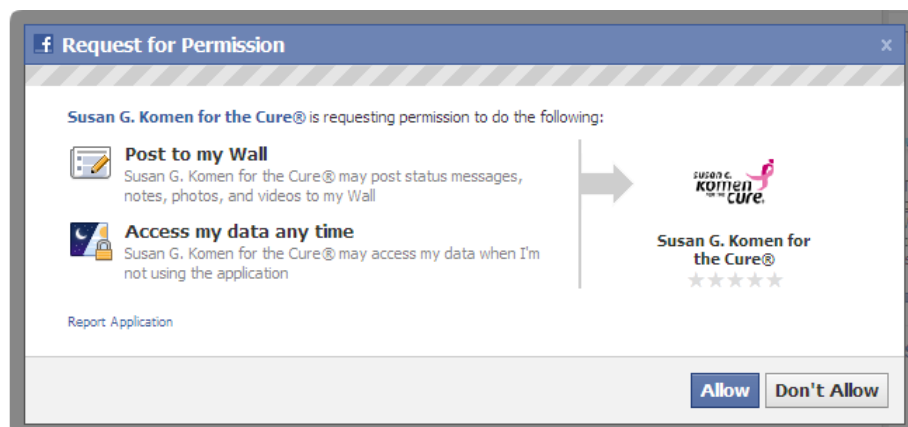
-  **Access my public information**
Includes name, profile picture, list of friends, and all other public parts of my profile

[Report Application](#)


Susan G. Komen for the Cure®
★★★★★



Allow **Don't Allow**

4. Allow the Susan G. Komen for the Cure® application to post to your wall and access data.




Request for Permission

Susan G. Komen for the Cure® is requesting permission to do the following:

-  **Post to my Wall**
Susan G. Komen for the Cure® may post status messages, notes, photos, and videos to my Wall
-  **Access my data any time**
Susan G. Komen for the Cure® may access my data when I'm not using the application


[Report Application](#)


Susan G. Komen for the Cure®
★★★★★

Allow **Don't Allow**



5. Add the Susan G. Komen for the Cure® application to your profile.



MAKE AN IMPACT

Help to end breast cancer forever.
Make a gift on behalf of someone special today.

boundlessFUNDRAISING™ by charityDYNAMICS

Add the badge to your profile!
This will allow everyone who visits your profile to see your progress towards your fundraising goal.


Boundless Fundraising Privacy Policy
Need help using the application?

boundlessFUNDRAISING™ by charityDYNAMICS

Add this badge to your profile:

Add Susan G. Komen for the Cure® to your profile?

Add Box to:



Susan G. Komen for the Cure®

susan g. Komen FOR THE cure.

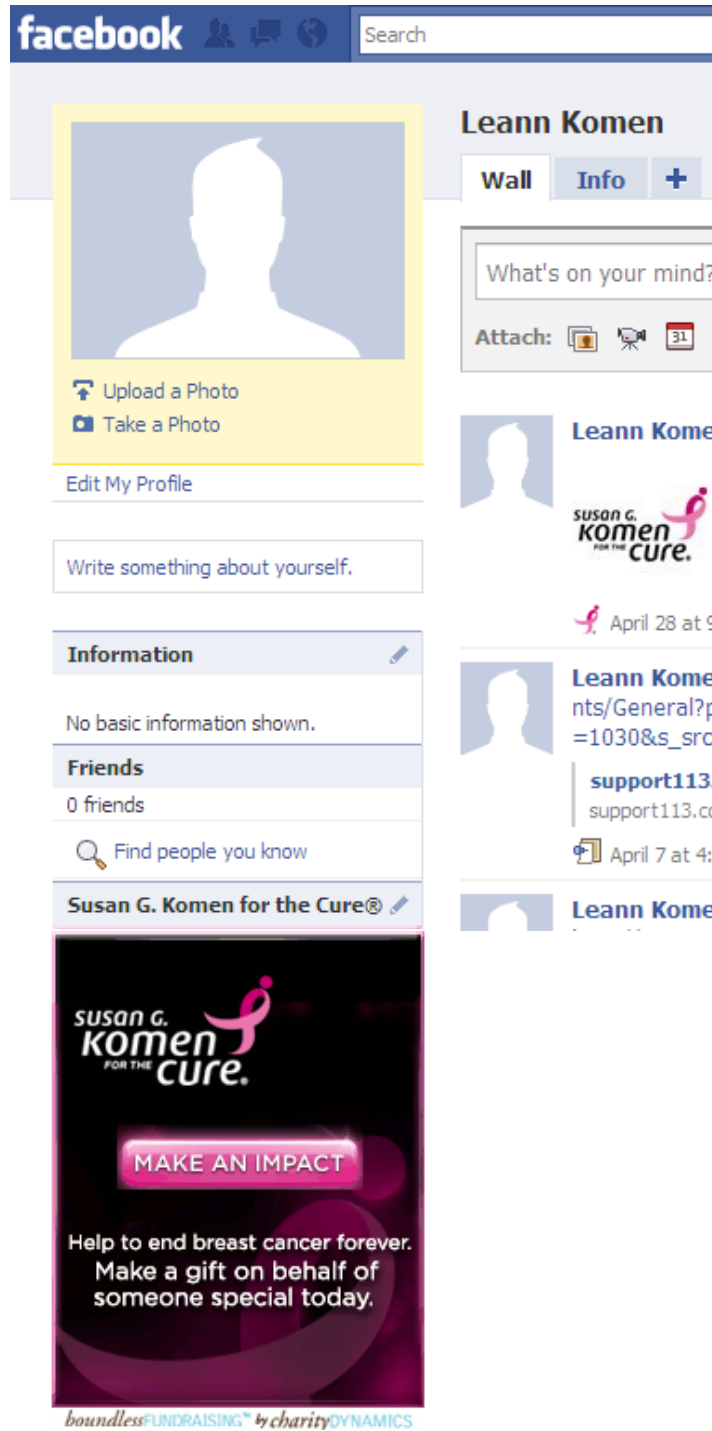
MAKE AN IMPACT

Help to end breast cancer forever.
Make a gift on behalf of someone special today.

boundlessFUNDRAISING™ by charityDYNAMICS



The badge now displays on the left side of your Facebook profile page!



FAQs

- **Will messages about my Komen for the Cure Affiliate General Donation fundraising appear on my wall?**
 - No, messages will not appear on your wall or in the news feeds.
- **Does the application work on LinkedIn or MySpace?**
 - Currently the application has only been released for Facebook. However, Charity Dynamics is actively monitoring other social networks to see if there is an opportunity to make additional versions available.
- **If I accidentally deleted my application, can I re-add it?**
 - Yes, you can simply go to an old general donation thank you email. You can also go to the Affiliate website and navigate to the Get Involved > Social Media page and click “Fundraise year-round for the Komen Affiliate with Facebook!”
- **I accidentally added my application when I already had it on the page. Does that matter?**
 - No, it does not matter.
- **How do I remove the application?**
 - If you no longer want to display the badge on your Facebook profile, follow these steps in Facebook:
 - Click the pencil icon on the top right corner of the badge
 - Click “Remove Box”
 - If you want to uninstall the application from your Facebook account, follow these steps in Facebook:
 - Click Account > Application Settings. You should see the Susan G. Komen for the Cure® application in this list.
 - Click the “X” on the right side to remove the application.
 - A dialog box will appear validating that you want to remove the application. Click “Remove.”