

Susan G. Komen Race for the Cure® Facebook Fundraising Application

Add the free Komen Race for the Cure fundraising application to your Facebook page to easily extend your fundraising efforts to your network of friends on Facebook and encourage them to join your team! You can install the application from your **Participant Center** by clicking on the “Fundraise with Facebook” icon.

The Facebook application will place a fundraising thermometer on your Facebook page with a link directly to your personal fundraising page where your friends can make a donation to you or join your team. It will post occasional messages on your wall prompting your Facebook friends to support your participation in the Race.

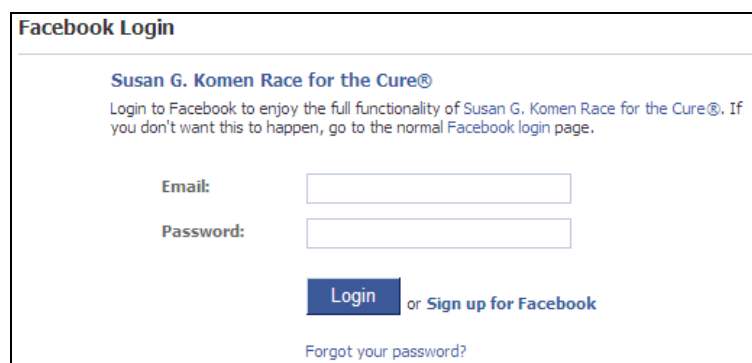
How to Install

1. Register online for the Race.
2. Click on the “Fundraise with Facebook” icon. You can typically find this on your Participant Center homepage, Thank You page after registration, Thank You email after registration, or an email with a subject to Fundraise for Komen Race for the Cure through Facebook.



When clicked, you will be taken through the following steps in Facebook.

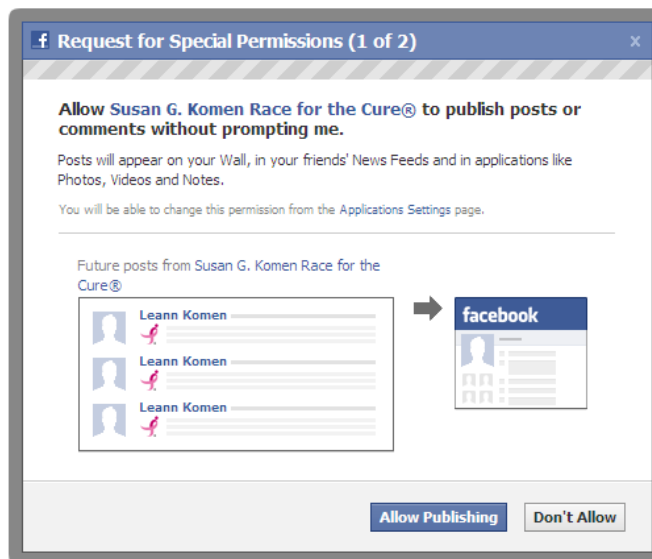
3. Log into Facebook if you are not already.

A screenshot of the Facebook login page for the Susan G. Komen Race for the Cure. The page has a white background and a blue header. The text reads: "Susan G. Komen Race for the Cure®", "Login to Facebook to enjoy the full functionality of Susan G. Komen Race for the Cure®. If you don't want this to happen, go to the normal Facebook login page.", "Email:", "Password:", "Login or Sign up for Facebook", and "Forgot your password?". There are two input fields for email and password, and a blue "Login" button.

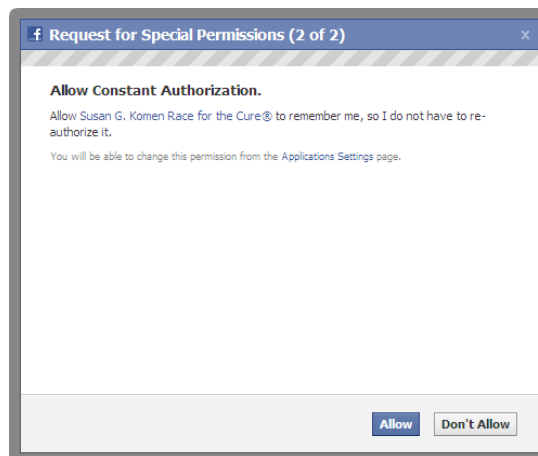
4. Allow the Susan G. Komen Race for the Cure® application to access your Facebook information.



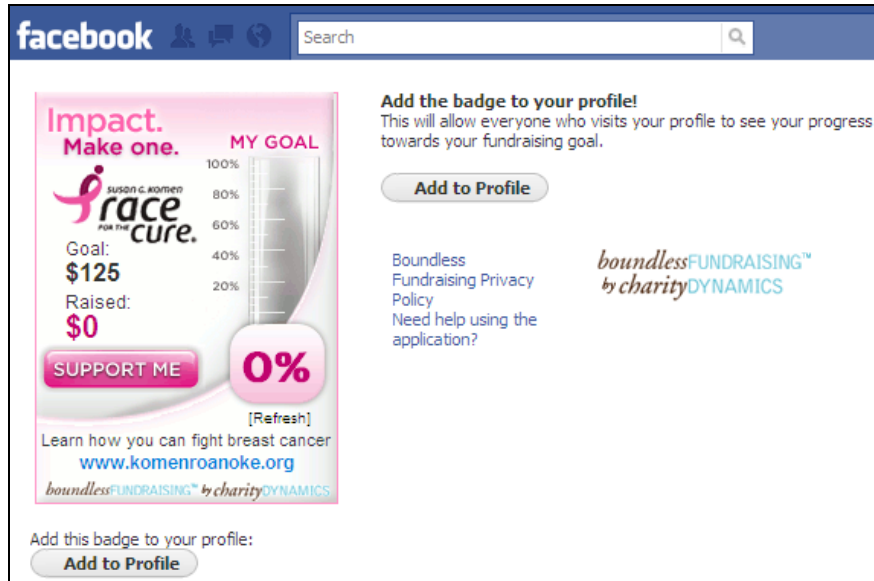
5. Allow the Susan G. Komen Race for the Cure® application to publish posts or comments.



6. Allow the Susan G. Komen Race for the Cure® application constant authorization.



7. Add the Susan G. Komen Race for the Cure® application to your profile.



facebook Search

Impact. Make one. MY GOAL

susan g. komen race for the cure.

Goal: **\$125**

Raised: **\$0**

SUPPORT ME **0%**

[Refresh]

Learn how you can fight breast cancer
www.komenroanoke.org

boundlessFUNDRAISING™ by charityDYNAMICS

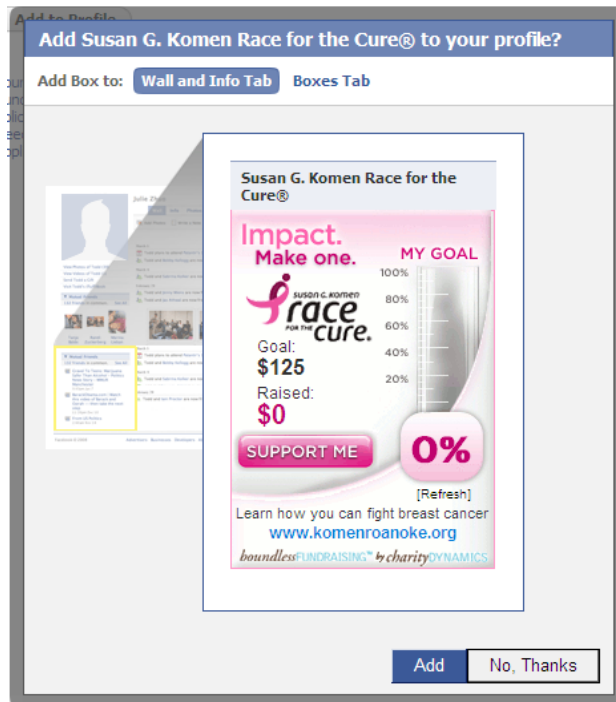
Add the badge to your profile!
This will allow everyone who visits your profile to see your progress towards your fundraising goal.

Add to Profile

Boundless Fundraising Privacy Policy
Need help using the application?

boundlessFUNDRAISING™ by charityDYNAMICS

Add this badge to your profile:
Add to Profile



Add Susan G. Komen Race for the Cure® to your profile?

Add Box to: **Wall and Info Tab** Boxes Tab

Susan G. Komen Race for the Cure®

Impact. Make one. MY GOAL

susan g. komen race for the cure.

Goal: **\$125**

Raised: **\$0**

SUPPORT ME **0%**

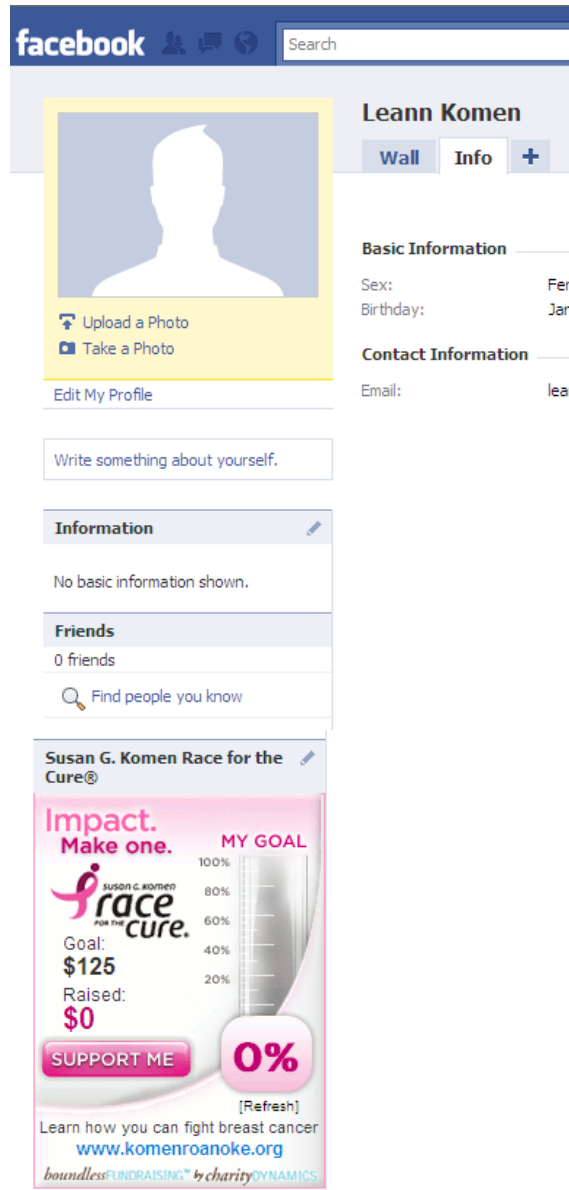
[Refresh]

Learn how you can fight breast cancer
www.komenroanoke.org

boundlessFUNDRAISING™ by charityDYNAMICS

Add No, Thanks

8. The badge now displays on the left side of your Facebook profile page!



facebook

Search

Leann Komen

Wall Info +

Basic Information

Sex: Female
Birthday: Jan

Contact Information

Email: leann

Write something about yourself.

Information

No basic information shown.

Friends

0 friends

Find people you know

Susan G. Komen Race for the Cure®

Impact. Make one.

MY GOAL

100%
80%
60%
40%
20%

**susan g. komen
race
for the
cure.**

Goal: **\$125**
Raised: **\$0**

SUPPORT ME

0%

[Refresh]

Learn how you can fight breast cancer
www.komenroanoke.org

*boundless*FUNDRAISING™ by *charity*DYNAMICS

FAQs

- **I received a donation but my application doesn't reflect it yet.**
 - The application gets updated every few hours. Depending on when the donation came through, it may not be reflected yet. If you would like it to update immediately, you can click on the "Refresh" link on the application and it will update the information in 2-3 minutes.
- **Will messages about my Komen Race for the Cure fundraising appear in the news feed?**
 - Messages will appear on your wall and in the news feed that can be viewed by friends who go to your profile page.
- **Does the application work on LinkedIn or MySpace?**
 - Currently the application has only been released for Facebook. However, Charity Dynamics is actively monitoring other social networks to see if there is an opportunity to make additional versions available.
- **What will happen after the Race?**
 - The application is available for 30 days after the Race and then the badge design will change to direct users to the Affiliate's general donation form.
- **If I accidentally deleted my application, can I re-add it?**
 - Yes, you can simply go to your Participant Center home page or an old email and click the "Fundraise with Facebook" link.
- **I accidentally added my application when I already had it on the page. Does that matter?**
 - No, it should simply refresh the application. You will see all the donations made to you before you added and after.
- **Can my friends or family add my application to their pages?**
 - No, the application was intended to be used by Race participants only. We don't currently support the ability for friends to fundraise on behalf of participants.
- **How do I remove the application?**
 - If you no longer want to display the badge on your Facebook profile, follow these steps in Facebook:
 - Click the pencil icon on the top right corner of the badge
 - Click "Remove Box"
 - If you want to uninstall the application from your Facebook account, follow these steps in Facebook:

- Click Account > Application Settings. You should see the Susan G. Komen Race for the Cure® application in this list.
 - Click the “X” on the right side to remove the application.
 - A dialog box will appear validating that you want to remove the application. Click “Remove.”
- **Can I fundraise using Facebook’s “Causes” feature?**
 - If you set up a “Cause” on Facebook to fundraise, you can accept donations, but when those donations come to the Komen Race for the Cure donation office they are not associated with a particular participant’s fundraising account, and therefore it is difficult for us to give you credit for that donation. We recommend that you fundraise through Facebook using the Boundless Fundraising application we make available for you. To install this application on your Facebook page, log in to your Participant Center and click the “Fundraise with Facebook” icon.